



Providing Pediatric Ophthalmological Services to Children Ages 0-18 Since 1996

Craniosynostosis and Vision – A New Approach

Craniosynostosis is the premature fusion (ossification) of one or more of the fibrous sutures of the skull resulting in head shape deformation and abnormal cranial growth. Studies show that 20% to 45% of infants with this condition have elevated intracranial pressure which can impair mental development and lower IQ. In the worst cases, craniosynostosis may even lead to loss of vision and death. The progressive cosmetic deformity is also devastating for many of these children and if not identified early can result in many surgeries, both cranial and facial being needed.

Diagnosed early, corrective surgery may lead to normal mental, speech, and motor development as well as correction of their cosmetic deformity. El Paso is on the cutting edge of care in this area and has a ACPA nationally recognized Cranial and Facial Surgery team at El Paso Children's Hospital. The team, Craniofacial Surgeon, David Yates, MD, DMD, FACS, and Pediatric Neurosurgeon, David Jimenez, MD, FACS, thoroughly evaluates and follows these children. Dr. Jimenez, founder of the minimally invasive endoscopic technique, through his research has fundamentally changed the way these children are treated, making El Paso one of the largest centers for craniosynostosis surgery in the world, attracting patients from all across the globe.



Dr. Yates Dr. Radenovich Dr. Jimenez

Pediatric Eye Surgeon Violeta Radenovich, MD, M.P.H. is collaborating with Drs. Jimenez and Yates on a research project documenting subtle optic nerve changes in patients before and after surgical correction. Dr. Radenovich is the only female US Residency trained Pediatric Ophthalmologist in El Paso who is also Board Certified by the American Board of Ophthalmology. (Dir # 610-664-1175)

PEDIATRIC NURSE PRACTITIONER JOINS CEC STAFF



"Belle" Olivas

Gabrielle ("Belle") Olivas, RNC, NP, has joined the CEC staff bringing with her 18 years of pediatric experience including 7 years as El Paso Children's Hospitals' ROP Coordinator. Belle is an expert in taking Retina photographs in premature infants and worked closely with Dr. Radenovich for years to prevent blindness in premature infants. In fact, Dr. Radenovich thinks so highly of Belle's skills that she purchased the only Visunex PanoCam Retina Camera in El Paso. "Nobody in El Paso is better trained or more experienced than Belle to help me prevent blindness in children" Dr. Radenovich added.

Having earned a Master of Science in Nursing, Belle is extremely proficient at data collection and has co-authored two Poster Presentations that include, *Driving Outcomes with Evidence-Based Oxygen Therapy and Safe Monitoring Practices* (authors **Gabrielle Olivas, RNC** and Devaraj Sambalingam, MD), and *Role of High Sensitivity CRP (HS-CRP) in Evaluation of Early Onset Sepsis in Neonates with Maternal Chorioamnionitis-Interim Analysis* (authors Pooja Desai MD, Carlos A Ronquillo MS, **Gabrielle Olivas, RNC**, Ajay Singh MD, and Sanjeet Panda MD).


PEDIATRIC OPTICAL TRAINING CENTER OPENS

Dr. Violeta Radenovich, CEO of *The Children's Eye Center* announced the imminent opening of a new pediatric optical dispensing training center located in the Providence Cliff Medical Building in El Paso. "The training center will provide trained eye care specialists to optical dispensaries operating as *The Children's Optical of America*," Dr. Radenovich stated.



K. D. Schramm

The center's training curriculum was developed by nationally known author Katheryn Dabbs Schramm, FNAO, who wrote two books on Pediatric Dispensing and has over 30 years of pediatric dispensing experience as a multi-store owner of Pediatric Opticals in the Los Angeles area. "Nobody knows better than Kathy how to fit newborns, infants and children with frames, Dr. Radenovich said, which is why our optical features over 500 frames just for kids!"



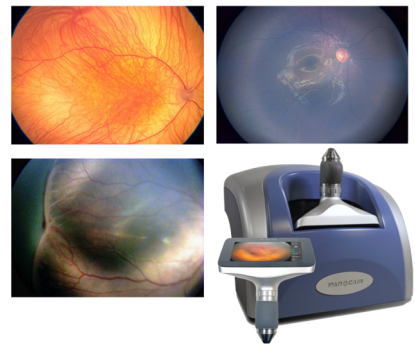
"Pediatric dispensing requires specialized skills. Any errors in dispensing will have a more profound effect on children who are not always able to communicate if something is uncomfortable or is negatively impacting their vision. Additionally, there are a number of anatomical differences in a child's face which must be taken into consideration throughout the dispensing process," Kathy pointed out during a training session.



Providing Pediatric Ophthalmological Services to Children Ages 0-18 Since 1996


The PanoCam™ Solo System – Only At CEC

Violeta Radenovich, MD, M.P.H., and CEO of *The Children's Eye Center of El Paso* announced the purchase of the PanoCam Solo system. "The PanoCam is the latest technology available for portable, wireless, high-resolution retina imaging, Dr. Radenovich said in a recent interview. My goal since opening our clinic 1996 has been, and will always be, to provide the best eyecare available anywhere in the world. And ours is the only PanoCam in El Paso, adding another 'first' to the many firsts that we've accumulated over the years."



The PanoCam Solo system with the proprietary IRIS camera delivers wide-field, 130 degrees, True Color™ high-resolution images for assessment of anterior and posterior ocular structures. The system features the completely wireless, handheld IRIS™ (Independent Remote Imaging System) providing total portability that helps preserve healthy vision for patients in any location – from hospital bedside and NICUs, clinics and many other remote locations – anywhere the patient receives care.

Why I Refer My Patients to *The Children's Eye Center of El Paso*



Dr. Sara Cruz

Dr. Sara Cruz recently explained why she refers her patients to *The Children's Eye Center of El Paso*. "First of all, I want my patients to be seen by someone who factually is a Pediatric Ophthalmologist, which, according to the American Academy of Pediatric Ophthalmology rule, means 75% of their patients are children. And I also make sure the doctor whom I refer my patients to has completed a US Ophthalmology Residency Program besides a US Pediatric Ophthalmology Fellowship.

"These are the first questions I ask doctors who advertise as pediatric ophthalmologists. Dr. Radenovich's practice at *The Children's Eye Center of El Paso* is 100% children from newborns to 18 years. In my experience the best and most consistent outcomes are provided by professionals who become experts in their field as a result of their single focus and years in practice.

"Secondly, I expect the feedback from my referred patients to be totally positive. In all of the years that I have been referring patients to *The Children's Eye Center of El Paso*, I have never been disappointed. My patients consistently tell me that they are impressed with the level of compassion and professionalism shown by Dr. Radenovich and her staff.

I highly recommend Dr. Radenovich, *The Children's Eye Center of El Paso*, and their children's optical that features over 500 frames just for kids!" (www.TheChildrensOptical.com)

REGULAR EYE EXAMS FOR CHILDREN ARE CRITICALLY IMPORTANT

Most parents take their children to the pediatrician and the dentist for regularly scheduled checkups. However, many parents don't realize that their children should also have regular eye exams – even if the child doesn't wear glasses. **HERE'S WHY REGULAR EYE EXAMS ARE CRITICAL...**

- **Eye problems are very common in children.** The American Optometry Association (AOA) estimates that 1 in 4 children have a vision-related condition. Left untreated, these conditions can have a serious effect on a child's learning development, athletic performance, and overall health.
- **Poor vision affects learning.** The AOA estimates that 60% of learning disabilities are associated with vision problems.
- **Eye problems can affect development.** Eye muscle imbalances (called strabismus, or commonly "crossed eyes" or "wandering eyes") can lead to amblyopia or "lazy eye" in which the brain suppresses vision from one eye to avoid seeing double. This can lead to permanent vision loss if left untreated. Amblyopia without strabismus is also very common.
- **Eye problems affect physical abilities and athletic performance.** Vision irregularities or eye muscle imbalances can affect depth perception, leading to "clumsiness," tripping, and poor hand-eye coordination, creating a safety risk.
- **Rare but serious eye conditions.** Children can experience more serious eye conditions such as tumors (retinoblastoma), cataracts, congenital glaucoma, retinal disease, etc. that can cause blindness and even be life-threatening.



Violeta Radenovich, MD, M.P.H.